

wilson Domestic Water Heaters

FLOOR MODEL ELECTRIC - LOW PRESSURE

Wilson low pressure electric water heaters are designed to operate up to a head pressure of 7.0 metres via an overhead cold water feed tank. The water heater can be installed in ceiling space, or on the floor. The position of the overhead tank controls the flow performance of the units: the higher the tank the better the flow rate. These units must be open vented.

Wilson floor type electric hot water systems are constructed of solid copper enclosed in an extremely efficient insulation with a colourbond steel outer casing. They are designed to operate on domestic 'off peak' tariffs and can be supplied with alternative options, for example with stove connections, solar connections or mains pressure coils.

Important

Please specify element rating required. Y6
Tariff fitted as standard



- copper cylinder
- efficient insulation
- can be supplied with alternative connections
- 5 year warranty*

model specifications

Hot Water delivery	250 Litre	315 Litre	400 litre
8 Hour / 6 hour Tariff	Y6 Y8	Y6 Y8	Y6 Y8
Single element (kW)	3.6 3.0	3.0 3.6	4.8 6.0
Twin Element - Main Boost (kW)	3.0/3.0 3.6/3.6	3.6/3.6 4.8/4.8	4.8/4.8 4.8/4.8

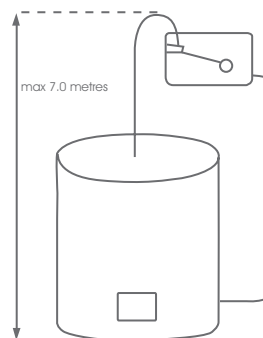
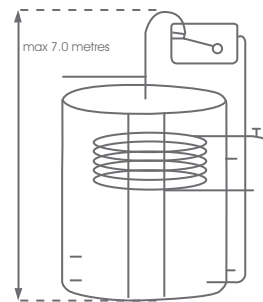
* Refer to warranty card for details.

Freecall 1800 302 050 Phone: +61 3 9720 2888 Fax: +61 3 9720 2026
sales@wilsonhotwater.com.au www.wilsonhotwater.com.au

Mains Pressure Coil- Floor Model (Max 7 metre head)

For use with separate cold feed tank (Not supplied)
Includes: 25mm stove, solar connections and electric element.

Model	Hot Water Delivery	Diameter (mm)	Height (mm)	Coil Size
OV250C	250 litres	660	1255	27M x 19mm
OV250XC	250 litres	790	920	27M x 19mm
OV315C	315 litres	660	1575	27M x 19mm
OV315C1	315 litres	660	1575	36M x 19mm
OV315XC	315 litres	790	1085	27M x 19mm
OV315XC1	315 litres	790	1085	36M x 19mm
OV400XC	400 litres	790	1365	27M x 19mm
OV400XC1	400 litres	790	1365	36M x 19mm



Standard Electric-Floor Model (Max 7metre Head)

For use with separate cold feed tank (Not supplied)

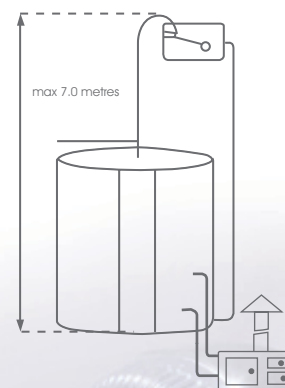
Model	Hot Water Delivery	Diameter (mm)	Height (mm)
OV250	250 litres	660	1255
OV315	315 litres	660	1575
OV400	400 litres	790	1365

Available Options: B = Booster Twin Element, FR= Stove Connections, S = Solar Connections

Non Electric Hot Water Storage Cylinders-Floor Model (Max 7metre Head)

For use with separate cold feed tank (Not supplied) and external heat source eg. slow combustion stove. Includes:25mm stove connections

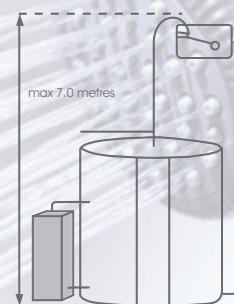
Model	Hot Water Delivery	Diameter (mm)	Height (mm)
NE200Z	200 litres	660	1070
NE250X	250 litres	790	920
NE250Z	250 litres	660	1255
NE315X	315 litres	790	1085
NE315Z	315 litres	660	1575
NE400X	400 litres	790	1365



Electric Circulators (Max 7metre Head)

Model	Element	Dimensions (mm)
EC24	2.4kW	195 x 195 x 575
EC30	3.0kW	195 x 195 x 575
EC36	3.6kW	195 x 195 x 575
EC48	4.8kW	195 x 195 x 675

Use to convert a non-electric storage cylinder to an electric water heater. Can be retro-fitted to existing installations.



Model	Coil
HC001	6M x 25mm
HC002	9M x 25mm
HC003	18M x 25mm

Heat Exchange Coils

For connection to stove or solar panels. For use in either electric constant pressure hot water units when water supplied to taps cannot be mixed with water in external heat source.

